

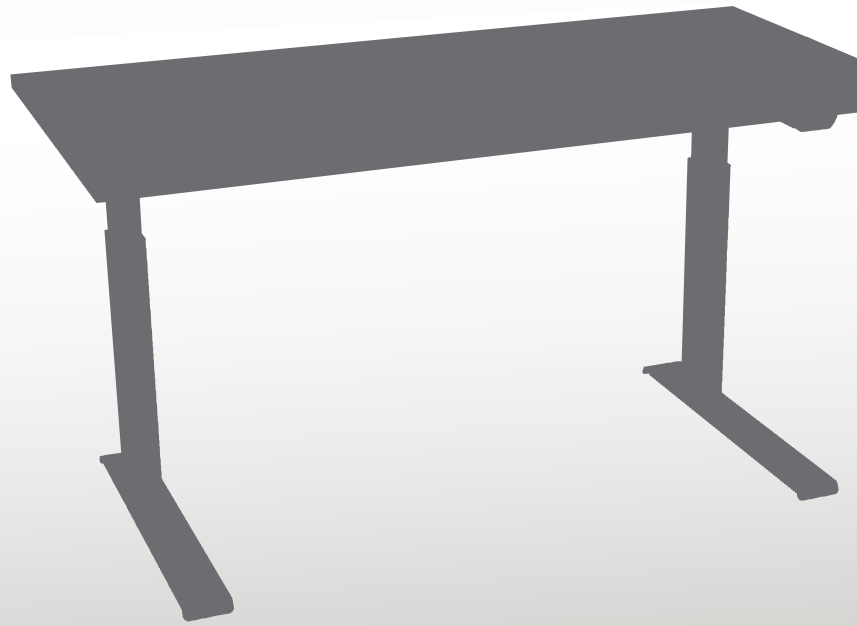
PR25 ELECTRIC

Sit to stand 16.5"

2-columns solution rectangular 2-stage

Our most advanced height-adjustable stand, which provides optimal flexibility and individual adjustment for activity-based work. The stroke allows personalised maximum settings in standing and sitting position.

BIFMA x5,5 2014, ETL and CETL certified



Technical Specification

Table top

Width: 36" - 72"
Depth: 24" & 30"

Stroke

16.5"

Tube dimensions

Rectangular tubes:
3.15" x 2.35"

Load

See specifications of your selected electronics

Velocity

See specifications of your selected electronics

Height

26.5" - 43"
incl. table top 1"

Large column

Down

Noise level

See specifications of your selected electronics

Available electronics


iDrive
ECS+
ECS2

Standard in

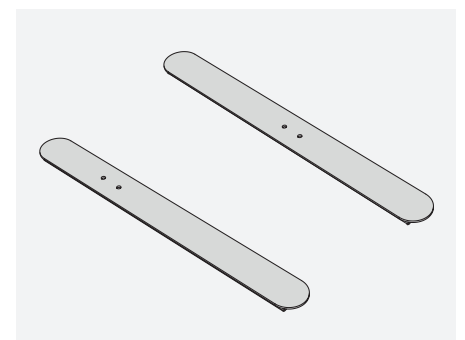
White Silver Black



Adjustable width with telescopic crossbar



2-stage solution with our unique glide system that never scratches paint



On-center foot/T-leg and Off-center foot/C-leg options available