

# ES ELECTRIC


## Single Drive

### 2-columns solution rectangular 2-stage


A cost-effective electric height adjustable stand that is delivered fully configured for immediate installation. The stand has basic sit-stand features and is equipped with a single motor and the ES control system.



## Technical Specification

 **Table top**  
Width: 48" - 72"  
Depth: 24" & 30"

 **Stroke**  
18.5"

 **Tube dimensions**  
Rectangular tubes:  
2.75" x 1.95"


 **Load**  
220 lb functional load

 **Velocity**  
Stroke speed:  
Up to 1"/sec

 **Height**  
27.75" - 46.25"  
incl. table top 1"


 **Large column**  
Up

 **Standard in**  
    
White Silver Black

 **Available electronics**  
ES



Adjustable crossbars



2-stage solution with our unique glide system that never scratches paint



No-compromise all-in-a-box solution